

M.S. RAMAIAH COLLEGE OF ARTS, SCIENCE & COMMERCE

[An Institution under Gokula Education Foundation]

M.S.RAMAIAH NAGAR, M.S.R.I.T POST

BANGALORE - 560054

BALANCE SHEET AS AT MARCH 31ST, 2020

Particulars	Sch.No	Amount
GEF E		64,00,60,445
Current Liabilities		
Other Liabilities	1	26,79,816
Outstanding Liabilities	2	43,52,718
TOTAL		64,70,92,979
Application of Funds		
Fixed Assets	3	2,86,09,623
Investments	4	57,46,92,618
Current Assets		
Cash and Bank Balances	5	4,17,55,509
Deposits and Advances	6	3,86,900
Other Current Assets	7	16,48,328
TOTAL		64,70,92,979


Schedule referred above forms an integral part of Balance Sheet

Referred to in our Report of even Date

For B.N.Subramanya & Co.,

Chartered Accountants

FRN: 0004142S



Girish Hoysala

Partner

M.No.220210

Place: Bengaluru

Date: 22.01.2021



For M.S.Ramaiah College of Arts, Science & Commerce



G. Ramachandran
Chief Financial Officer

M.S. RAMAIAH COLLEGE OF ARTS, SCIENCE & COMMERCE

[An Institution under Gokula Education Foundation]

M.S.RAMAIAH NAGAR, M.S.R.I.T POST

BANGALORE - 560054


INCOME AND EXPENDITURE ACCOUNT FOR THE YEAR ENDED MARCH 31st, 2020

Particulars	Sch.No	Amount
Income:		
Fee Collection	8	16,99,88,643
Interest Income	9	4,01,85,600
Other Receipts	10	3,50,895
TOTAL INCOME (A)		21,05,25,138
Expenditure:		
Salaries and Other Benefits	11	6,80,53,522
Administration Expenses	12	1,52,38,902
Operating Expenses	13	1,61,29,073
Repairs and Maintenance	14	16,96,131
Financial Expenses	15	16,185
Depreciation	3	56,29,450
TOTAL EXPENDITURE (B)		10,67,63,262
Excess of Income over Expenditure (A) - (B)		10,37,61,876

Schedule referred above forms an integral part of Income & expenditure account

Referred to in our Report of even Date

For B.N.Subramanya & Co.,
Chartered Accountants
FRN: 0004142S



Girish Hoysala
Partner
M.No.220210

For M.S.Ramaiah College of Arts, Science & Commerce



G. Ramachandra
Chief Financial Officer

Place: Bengaluru
Date: 22.01.2021

M.S. RAMAIAH COLLEGE OF ARTS, SCIENCE & COMMERCE

[An Institution under Gokula Education Foundation]

SCHEDULE FORMING PART OF BALANCE SHEET AS ON MARCH 31ST, 2020**Schedule - 1****Other Liabilities**



Particulars	Amount
Duties & Taxes:	
TDS on Contract	67,776
TDS on Professional Fees	9,113
TDS on Salary	71,700
GST Payable	25,31,227
Total	26,79,816

Schedule - 2**Outstanding Liabilities**

Particulars	Amount
Employees Welfare Fund	86,800
ESI payable	6,313
EPF Payable	2,12,934
PT Payable	39,600
Employees Life Insurance Premium	1,00,480
Gratuity Payable	1,76,686
Scholarship Payable	34,52,255
Examination Remuneration Payable	2,77,650
Total	43,52,718

Schedule - 4**Investments**

Particulars	Amount
Axis Bank	17,24,11,966
Karnataka Bank	5,03,20,994
City Union Bank	5,94,80,912
Corporation Bank	1,26,12,891
Indian Bank	1,79,23,393
Union Bank Ltd	7,72,72,093
PNB Housing Finance Limited	3,61,93,558
Vijaya Bank	14,84,76,811
Total	57,46,92,618



M.S. RAMAIAH COLLEGE OF ARTS, SCIENCE & COMMERCE
[An Institution under Gokula Education Foundation]

SCHEDULE FORMING PART OF BALANCE SHEET AS ON MARCH 31ST, 2020

Fixed Assets Schedule 3 for the year ended 31.03.2020

Sl.No	Particulars	W.D.V. As on 01.04.2019	Additions for the Year	Sale	Total	Rate	Depreciation for the Year	W.D.V. As on 31.03.2020
I	Building	1,61,20,085	1,35,118	-	1,62,55,203	10.00%	16,25,520	1,46,29,683
II	Furniture and Fixture	58,99,867	7,79,309	-	66,79,176	10.00%	6,67,918	60,11,258
III	Library Books	4,69,891	47,553	-	5,17,444	40.00%	2,06,977	3,10,466
IV	Computers & Networking	14,74,959	44,50,638	6,195	59,19,402	40.00%	23,67,761	35,51,641
V	Maruthi Omni	1,70,209	-	-	1,70,209	15.00%	25,531	1,44,677
VI	Equipment:							
	Lab Equipment	1,77,597	29,990	-	2,07,587	15.00%	31,138	1,76,449
	Lab Equipments- B A Psychology	12,978	-	-	12,978	15.00%	1,947	11,031
	Lab Equipments - Chem/Bio Chemistry	1,24,490	57,808	-	1,82,298	15.00%	27,345	1,54,953
	Lab Equipments - Electronics Dept	85,294	2,03,644	-	2,88,938	15.00%	43,341	2,45,598
	Lab Equipments- Physics Dept	2,992	-	-	2,992	15.00%	449	2,543
	Lab Equipments- Bt/Genetics	75,763	3,64,502	-	4,40,265	15.00%	66,040	3,74,225
	Lab Equipments- Micro Bio Dept	1,57,583	2,91,949	-	4,49,532	15.00%	67,430	3,82,102
	Lab Equipments- Research	2,27,424	-	-	2,27,424	15.00%	34,114	1,93,311
	Lab Equipments- Bio Plant Glass Unit	18,487	-	-	18,487	15.00%	2,773	15,714
	Lab Equipments- Lwan Mowers	14,964	-	-	14,964	15.00%	2,245	12,719
	LCD Projector	6,379	-	-	6,379	15.00%	957	5,422
	Office Equipment	5,73,081	17,575	-	5,90,656	15.00%	88,599	5,02,056
	Audio Systems	8,780	-	-	8,780	15.00%	1,317	7,463
	Wifi System	-	18,39,148	-	18,39,148	15.00%	2,75,872	15,63,276
VII	Software	3,43,044	-	-	3,43,044	25.00%	85,761	2,57,283
VIII	Borewell and Pumpset	64,172	-	-	64,172	10.00%	6,417	57,755
IX	Work in Progress	-	-	-	-	-	-	-
	Total Rs.	2,60,28,035	82,17,734	6,195	3,42,39,074		56,29,450	2,86,09,623



M.S. RAMAIAH COLLEGE OF ARTS, SCIENCE & COMMERCE

[An Institution under Gokula Education Foundation]

SCHEDULE FORMING PART OF BALANCE SHEET AS ON MARCH 31ST, 2020**Schedule - 5****Cash and Bank Balances**

Particulars	Amount
Cash in Hand	175
Axis Bank - 2514	12,53,486
Kotak Mahindra Bank Ltd - 1211	1,20,970
Vijaya Bank C/a - 247	52,69,472
Vijaya Bank - 4859	29,175
City union Bank A/c-500101011016167	3,33,786
AXIS BANK,YALAHANKA,SB A/C NO.944	3,47,48,445
Total	4,17,55,509

Schedule - 6**Deposits and Advances**

Particulars	Amount
Salary & Festival advance	3,86,900
Total	3,86,900

Schedule - 7**Other Current Assets**

Particulars	Amount
Accrued Interest	12,76,056
Others	3,72,272
Total	16,48,328



M.S. RAMAIAH COLLEGE OF ARTS, SCIENCE & COMMERCE
[An Institution under Gokula Education Foundation]

**SCHEDULES FORMING PART OF INCOME AND EXPENDITURE ACCOUNT
FOR THE YEAR ENDING MARCH 31st, 2020**

**Schedule - 8
Fee Collection**

Particulars	Amount
Fees collections	16,99,88,643
Total	16,99,88,643

**Schedule - 9
Interest Income**

Particulars	Amount
Interest on Investments	3,75,33,470
Bank Interest	26,52,130
Total	4,01,85,600


**Schedule - 10
Other Receipts**

Particulars	Amount
Miscellaneous Receipts	52,039
Rent Income	92,245
Sale of Scrap	49,120
Other income	1,57,491
Total	3,50,895

**Schedule - 11
Salaries and Other Benefits**

Particulars	Amount
Employer Contribution to ESI	4,13,128
Provident Fund	23,62,465
Salaries	6,38,96,031
Honorarium	12,53,619
Staff Welfare	1,28,279
Total	6,80,53,522

[Handwritten Signature]



M.S. RAMAIAH COLLEGE OF ARTS, SCIENCE & COMMERCE

[An Institution under Gokula Education Foundation]

**SCHEDULES FORMING PART OF INCOME AND EXPENDITURE ACCOUNT
FOR THE YEAR ENDING MARCH 31st, 2020****Schedule - 12****Administrative Expenses**

Particulars	Amount
Advertisement	7,01,562
Annual Maintenance Charges	64,496
Donation	3,00,000
Electricity Charges	22,94,870
Fuel & Generator expenses	1,80,009
GST ITC Write off	2,39,696
Insurance	10,31,382
Internet Expenses	3,08,540
Membership & Subscription	8,87,900
News Paper & Periodicals	10,07,804
Office Expenses	5,00,939
Pooja Expenses	3,23,939
Postage & Telegrams	3,522
Printing & Stationery	10,60,365
Professional Charges	1,81,100
Rates & Taxes	10,36,733
Security Charges	8,56,256
Seminar & Conference	11,58,637
Sports & Cultural Expenses	17,06,209
Telephone Charges	1,76,535
Travelling & Conveyance	4,99,414
Website Charges	1,47,500
Students Welfare	5,71,494
Total	1,52,38,902



M.S. RAMAIAH COLLEGE OF ARTS, SCIENCE & COMMERCE

[An Institution under Gokula Education Foundation]

**SCHEDULES FORMING PART OF INCOME AND EXPENDITURE ACCOUNT
FOR THE YEAR ENDING MARCH 31st, 2020****Schedule - 13
Operating Expenses**

Particulars	Amount
Affiliation Fees	30,024
Accreditation Fees	29,500
Examination Expenses	24,08,040
House Keeping Charges	35,62,281
Inspection Charges	30,000
Miscellaneous Expenses	2,36,738
NCC expenses	2,95,976
NSS Expenses	37,489
NAAC Expenses	50,406
Uniform Expenses	17,65,235
University/Board Fees	49,92,603
Lab Consumables & Maintenance	26,90,781
Total	1,61,29,073

**Schedule - 14
Repairs & Maintenance**

Particulars	Amount
Building	6,69,525
Computers & Software	59,043
Equipment	76,527
General	6,64,964
Vehicle	2,26,072
Total	16,96,131

**Schedule- 15
Financial Expenses**

Particulars	Amount
Bank Charges	16,185
Total	16,185

