

**RAMAIAH**

College of Arts, Science &amp; Commerce

**M S Ramaiah College of Arts, Science and Commerce**

Re-accredited 'A' by NAAC, Permanently Affiliated to Bengaluru Central University, Approved by Government of Karnataka, Approved by AICTE, New Delhi, Recognized by UGC under 2F &amp; 12B of UGC act 1956

**Action Taken Report on Stakeholders Feedback for the Academic Year 2020-21**

Based on the feedback report submitted by IQAC during the meeting held on 4/2/2021 and discussion held in Governing Body meeting held on 9/6/2021 following actions were taken on the feedback report for the academic year 2020-2021

| SL.NO | IQAC Recommendations based on summarized feedback report  | Action Taken   |
|-------|---|--|
| 1.    | Care should be taken to impart Outcome-Based Education (OBE) curriculum Initiation to   | IQAC introduced an outcome-based education framework for POs/PSOs and Cos.   |
| 2.    | Teaching faculty have to be periodically trained to update their knowledge, which could be implemented in their course of work.   | IQAC conducted 10 FDPS in different areas to enhance quality outcomes in teaching and learning practices   |
| 3.    | A competent curriculum has to be outlined to mandate the recent day educational needs to keep the students updated for the present-day demands, both personal and professional. | 36 Skill-based and value-added programs were conducted on the thrust areas at personal and professional levels to meet the demands of the students   |
| 4.    | An interface between industry and academia will lead to an effective curriculum by improving course outcomes.   | As per the suggestion, industrial visits were conducted, and an internship facility was offered to bridge the gap between industry and academia.   |
| 5.    | Practical approach beyond classroom teaching emphasizes a research-oriented mind setup  | To enhance students' practical and research skills, College has taken the initiative to sign collaborations with various organizations and industries to give hands-on experience to students on research and industry needs |
| 6.    | Soft skills training should be given to students to enhance their competence in their careers   | Soft skills training and interview rehearsal were organized to improve the soft skills of the students   |
| 7.    | Teaching innovations  | ICT facilities have been put in place to help create e-content on an ERP-based LMS.  |

**Principal**M.S. Ramaiah College of Arts, Science & Commerce  
MSRIT Post, MSR Nagar  
Bangalore - 560 054M S Ramaiah Nagar  
MSRIT Post  
Bangalore 560 054T +91 80 2360 0966/8597  
+91 80 2360 6905  
F +91 80 2360 6213E principal.msrmcasc@gmail.com  
W www.msrmcasc.edu.in



**RAMAIAH**  
College of Arts, Science  
& Commerce

# ***INTERNAL QUALITY ASSURANCE CELL – (IQAC)***

***PRESENTS***

***STAKEHOLDERS FEEDBACK ANALYSIS ON CURRICULUM***

***ACADEMIC YEAR – 2020-21***

## **TABLE OF CONTENTS**

| Sl.no | Title   | Page no.  |
|-------|---|-----------|
| 1     | Blank feedback forms for different stakeholders | 3-5       |
| 2     | Student feedback analysis question wise         | 6-13      |
| 3     | Employer feedback analysis question wise        | 14-19     |
| 4     | Teachers feedback analysis question wise        | 20-26     |
| 5     | Alumni feedback analysis question wise          | 27-31     |
| 6     | Parent feedback analysis question wise          | 32-39     |
| 7     | IQAC Recommendations                            | 40        |
| 8     | Filled Feedback forms from all the stakeholders | Annexures |

## BLANK FEEDBACK FORMS FOR DIFFERENT STAKEHOLDERS

### STUDENTS FEEDBACK ON CURRICULUM

| Parameter   | Strongly agree | Agree | Satisfactory | Disagree | Strongly disagree |
|---|----------------|-------|--------------|----------|-------------------|
| 1. Course content of the syllabus was updated and relevant                                  |                |       |              |          |                   |
| 2. Course curriculum intellectually stimulate you   |                |       |              |          |                   |
| 3. Open courses offered under CBCS were diverse and resourceful                             |                |       |              |          |                   |
| 4. Overall learning environment offered in the institution is excellent                     |                |       |              |          |                   |
| 5. Program was capable of catering to my requirement at the workplace                       |                |       |              |          |                   |
| 6. Syllabus create any interest to pursue post-graduation/ Research in the particular topic |                |       |              |          |                   |
| 7. Syllabus prescribed was well organized and structured                                    |                |       |              |          |                   |

### EMPLOYERS FEEDBACK ON CURRICULUM

| Sl.no | Parameter  | Strongly agree | Agree | Satisfactory | Disagree | Strongly disagree |
|-------|--|----------------|-------|--------------|----------|-------------------|
| 1     | Ability of employee to apply the knowledge of the course in his work |                |       |              |          |                   |
| 2     | Ability to work as a team  |                |       |              |          |                   |
| 3     | Communication skills of the employee strong                          |                |       |              |          |                   |
| 4     | Course content develops the right skill set to perform on job        |                |       |              |          |                   |
| 5     | Curriculum is relevant to the local and national educational needs   |                |       |              |          |                   |
| 6     | Is the syllabus research oriented                                    |                |       |              |          |                   |
| 7     | Maintenance of work discipline                                       |                |       |              |          |                   |
| 8     | Overall performance of the employee are good                         |                |       |              |          |                   |
| 9     | Reliability and honesty towards assigned work                        |                |       |              |          |                   |

|    |  |  |  |  |  |  |
|----|--|--|--|--|--|--|
| 10 | The course has good balance between theory and practical |  |  |  |  |  |
|    |  |  |  |  |  |  |

**TEACHERS FEEDBACK ON CURRICULUM**

| Parameters  | Strongly agree | Agree | Satisfactory | Disagree | Strongly disagree |
|---|----------------|-------|--------------|----------|-------------------|
| 1.Board of studies is taking care to ensure the currency and relevance of the programme offering.                   |                |       |              |          |                   |
| 2.Employability is given weightage in curriculum design and development.  |                |       |              |          |                   |
| 3.Enough freedom to contribute my ideas on curriculum design and development  |                |       |              |          |                   |
| 4.The system followed by the University for the Design and development of curriculum is effective.                  |                |       |              |          |                   |
| 5.The curriculum has been updated from time to time.  |                |       |              |          |                   |
| 6.Representation from business and industry in Boards of studies is helpful in designing and improving the courses. |                |       |              |          |                   |
| 7.Course outcomes and program outcomes are well defined and clear   |                |       |              |          |                   |
| 8. Course contents is research oriented   |                |       |              |          |                   |
| 9.Course has good balance between theory and practical  |                |       |              |          |                   |

## ALUMNI FEEDBACK ON CURRICULUM

| Sl. No. | Parameters   | Strongly agree | Agree | Satisfactory | Disagree | Strongly disagree |
|---------|--|----------------|-------|--------------|----------|-------------------|
| 1       | Course content of the syllabus was updated and relevant                                  |                |       |              |          |                   |
| 2       | course curriculum intellectually stimulate you   |                |       |              |          |                   |
| 3       | Course outcome is well defined and clear   |                |       |              |          |                   |
| 4       | Open courses offered under CBCS were diverse and resourceful                             |                |       |              |          |                   |
| 5       | Overall learning environment offered in the institution is excellent                     |                |       |              |          |                   |
| 6       | Program was capable of catering to my requirement at the workplace                       |                |       |              |          |                   |
| 7       | Syllabus create any interest to pursue post-graduation/ Research in the particular topic |                |       |              |          |                   |
| 8       | Syllabus prescribed was well organized and structured                                    |                |       |              |          |                   |
| 9       | The course contents have good balance between theory and practice                        |                |       |              |          |                   |
|         |  |                |       |              |          |                   |

## **PARENT FEEDBACK ON THE INSTITUTION**

IQACMSRCASC

## **Student's Feedback on Curriculum**

| SL. NO | PARTICULARS   | Strongly agree | Agree | Satisfactory | Disagree | Strongly disagree |
|--------|---|----------------|-------|--------------|----------|-------------------|
| 1      | Academic discipline (i.e. timely conduct of lectures, practical |                |       |              |          |                   |
| 2      | Admission procedure   |                |       |              |          |                   |
| 3      | Canteen Facility  |                |       |              |          |                   |
| 4      | Examination system adopted by the college                       |                |       |              |          |                   |
| 5      | Improvement in soft skills, knowledge, ethics in your ward      |                |       |              |          |                   |
| 6      | Infrastructure and lab facility                                 |                |       |              |          |                   |
| 7      | Library   |                |       |              |          |                   |
| 8      | Placement Facility  |                |       |              |          |                   |
| 9      | Sports and cultural activities                                  |                |       |              |          |                   |
| 10     | Student's Counselling and Guidance                              |                |       |              |          |                   |
| 11     | Use of information and communication technology in the college  |                |       |              |          |                   |
| 12     | Work Culture observed by you and your ward                      |                |       |              |          |                   |

### **1. Course content of the syllabus was updated and relevant**

|                |     |
|----------------|-----|
| Agree          | 30% |
| Satisfactory   | 40% |
| Strongly Agree | 30% |

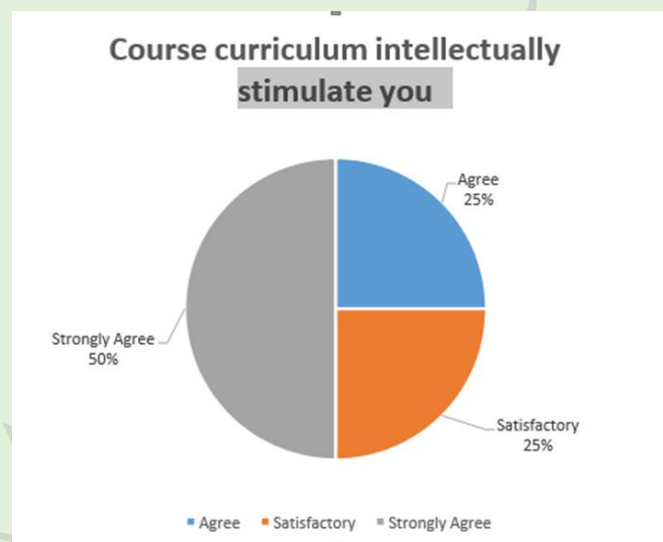


## Observation:

The figure shows how the Course content of the syllabus was updated and how relevant it was. It has been observed that 30% of students agree that the Course content of the syllabus was updated from time to time. 40% of students felt that course syllabus updation was relevant and satisfactory. 30% students strongly agree that there was Excellency in the course content of the syllabus that was updated and it was relevant.

## 2. Course curriculum intellectually stimulate you

|                |     |
|----------------|-----|
| Agree          | 25% |
| Satisfactory   | 25% |
| Strongly Agree | 50% |

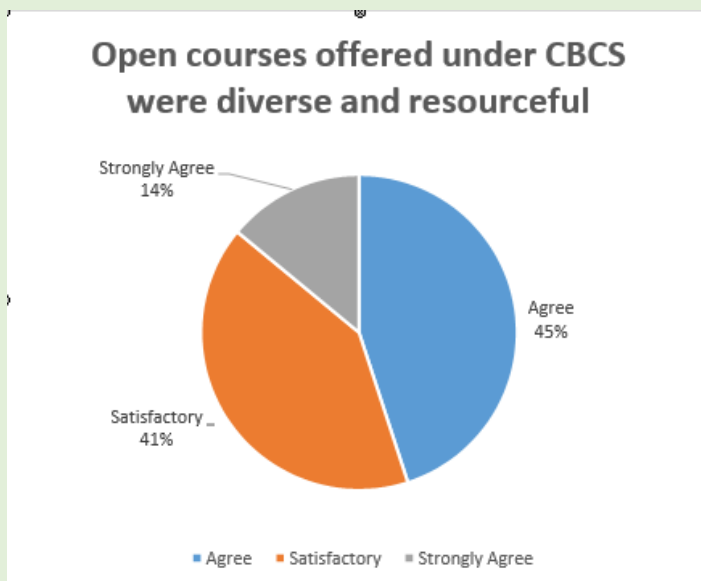


## Observation:

The figure shows whether the course curriculum intellectually stimulates the students. It has been observed that 25% of students agree that the course curriculum intellectually stimulates the students. 25% of students are satisfied that the course curriculum intellectually stimulates the students. 50% of students strongly agree that the course curriculum intellectually stimulates the students.

### 3. Open courses offered under CBCS were diverse and resourceful

|                |     |
|----------------|-----|
| Agree          | 45% |
| Satisfactory   | 41% |
| Strongly Agree | 14% |

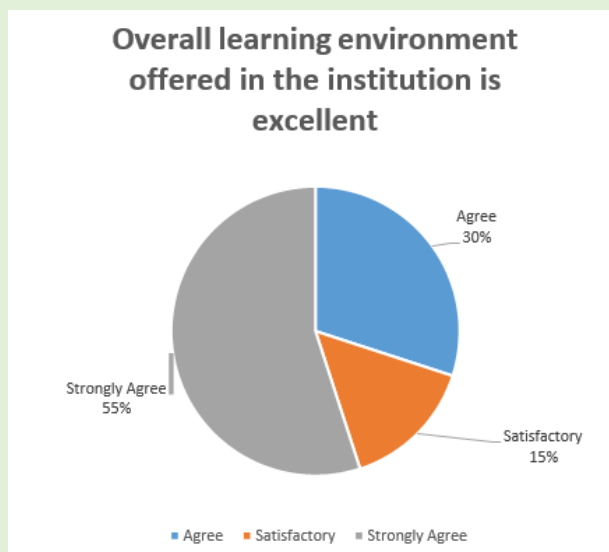


#### Observation:

The figure shows whether the open courses offered under CBCS were diverse and resourceful. It has been observed that 45% students agree that the open courses offered under CBCS were diverse and resourceful. 41% students are satisfied that the open courses offered under CBCS. 14% students strongly agree that the open courses offered under CBCS were diverse, resourceful and excellent.

### 4. Overall learning environment offered in the institution is excellent

|                |     |
|----------------|-----|
| Agree          | 30% |
| Satisfactory   | 15% |
| Strongly Agree | 55% |

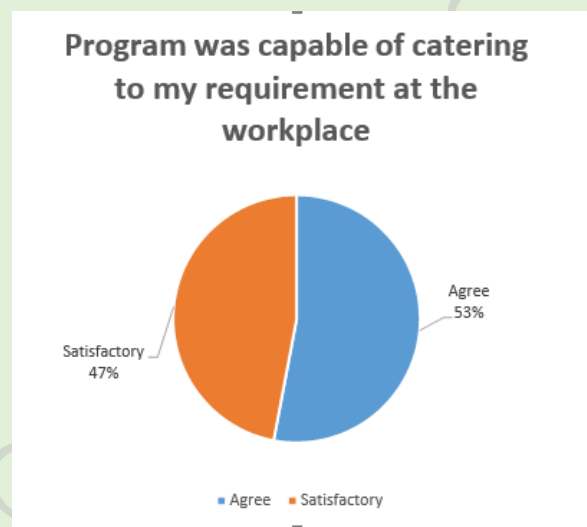


## Observation:

The figure shows whether the overall learning environment offered in the institution is excellent. It has been observed that 30% students agree that the overall learning environment offered in the institution is good. 15% students are satisfied about the overall learning environment offered in the college. 55% students strongly agree that the overall learning environment offered in the institution is excellent.

### 5. Program was capable of catering to my requirement at the workplace

|              |     |
|--------------|-----|
| Agree        | 53% |
| Satisfactory | 47% |

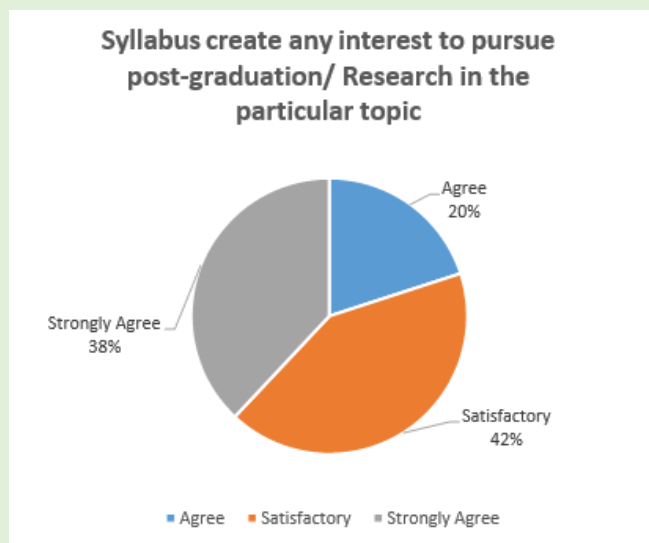


## Observation:

The figure shows whether the program was capable of catering to the student's requirements at the workplace. It has been observed that 53% of students agree that the program was capable of catering to the needed requirements. 47% of students felt that the program catering to the student's requirements at the workplace was good and satisfactory.

### 6. Syllabus create any interest to pursue post-graduation/ Research in the particular topic

|                |     |
|----------------|-----|
| Agree          | 20% |
| Satisfactory   | 42% |
| Strongly Agree | 38% |

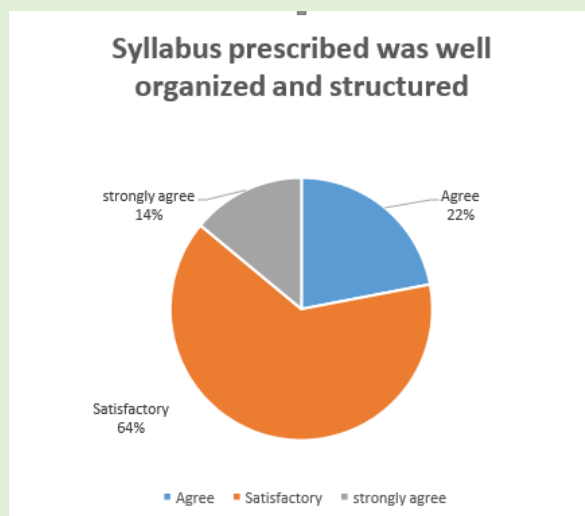


**Observation:**

The figure clearly states whether the syllabus create any interest to pursue post-graduation/ Research in the particular topic. It has been observed that 20% students agree that the syllabus creates interest to pursue post-graduation. 42% students are satisfied with the syllabus. 38% students strongly agree that the syllabus is excellent and creates interest to pursue post-graduation/research in the particular topic.

**7. Syllabus prescribed was well organized and structured**

|                |     |
|----------------|-----|
| Agree          | 22% |
| Satisfactory   | 64% |
| Strongly Agree | 14% |



**Observation:**

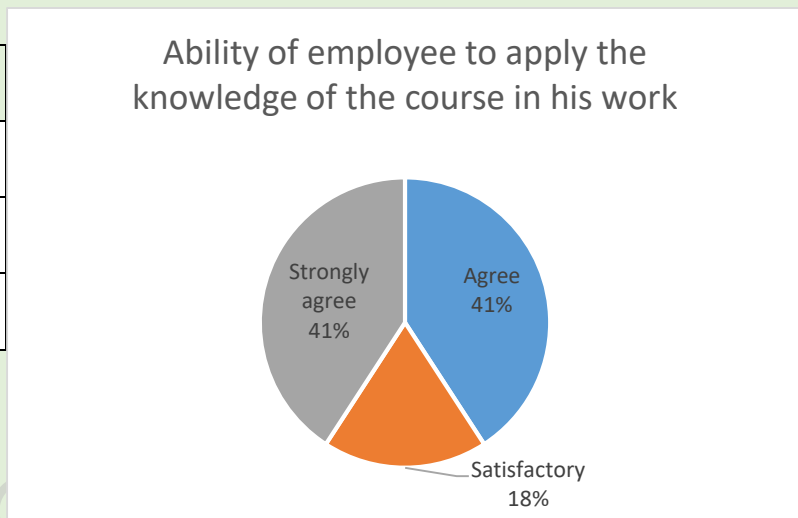
The figure conveys whether the Syllabus prescribed was well organized and structured. It has

been observed that 22% of students agree that the Syllabus prescribed was well organized. 64% of students are satisfied with the syllabus given by the institution. 14% of students strongly agree that the syllabus prescribed is excellent, well organized, and structured.

## **Employer's Feedback Analysis**

### **1. Ability of employee to apply the knowledge of the course in his work**

| <b>OPTIONS</b> | <b>RESPONSES</b> |
|----------------|------------------|
| Agree          | 41%              |
| Satisfactory   | 18%              |
| Strongly Agree | 41%              |

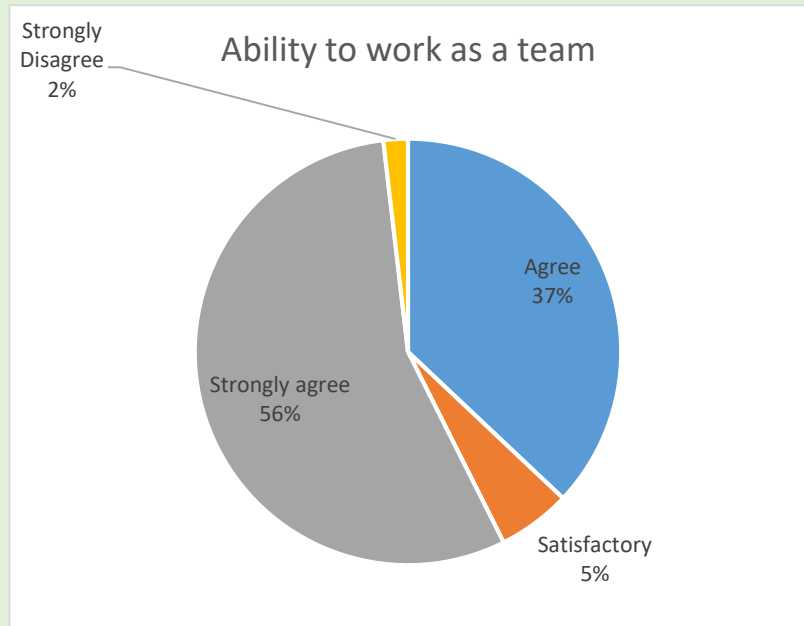


#### **Observation:**

The figure shows the Ability of employee to apply the knowledge of the course in his work. It has been observed that 41% of employers agree that the employee has certain ability to apply knowledge of the course in work. 18% Employers felt that the ability of the employee is satisfactory. 41% Employers strongly agree that the employee has Excellency in applying the knowledge of the course at his work.

## 2. Ability to work as a team

| OPTIONS           | RESPONSES |
|-------------------|-----------|
| Agree             | 37%       |
| Satisfactory      | 5%        |
| Strongly Agree    | 56%       |
| Strongly Disagree | 2%        |

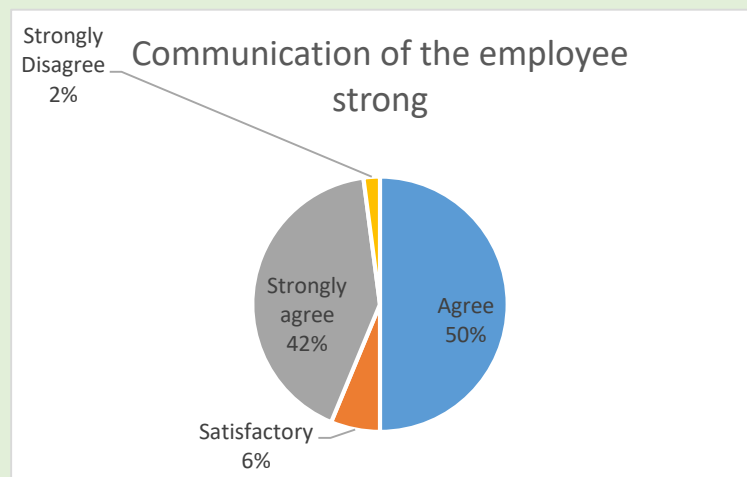


### Observation:

The figure portrays the ability of the employee to work as a team. It has been observed 37% of employers agree that the employee has certain ability to work as team. 5% Employers felt that the ability of the employee to work as team is satisfactory. 56% employers strongly agree that the employee has Excellency in adopting and working as a team and 2% employers strongly disagree to the statement.

## 3. Communication skills of the employee strong

| OPTIONS           | RESPONSES |
|-------------------|-----------|
| Agree             | 50%       |
| Satisfactory      | 6%        |
| Strongly Agree    | 42%       |
| Strongly Disagree | 2%        |

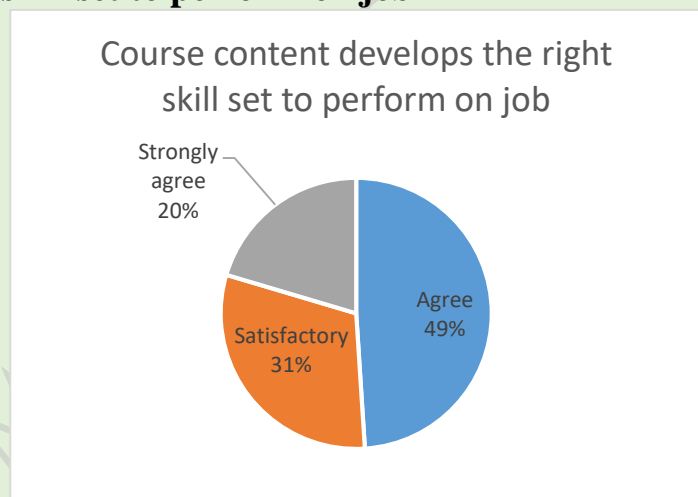


## Observation:

The above figure depicts the communication skills of the employee. It has been observed that 50% of employers agree that the employee has manageable communication skills. 6% employers felt that the employee has good communication skills at work. 42% employers strongly agree that the employee has excellent communication skills, and 2% employers strongly disagree to the statement.

### 4. Course content develops the right skill set to perform on job

| OPTIONS        | RESPONSES |
|----------------|-----------|
| Agree          | 49%       |
| Satisfactory   | 31%       |
| Strongly Agree | 20%       |



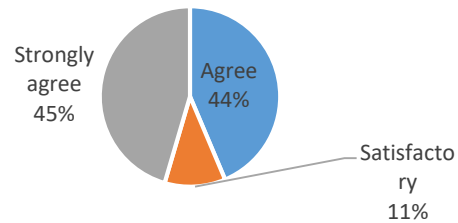
## Observation:

The figure shows that the Course content develops the right skill set to perform on job. It has been observed that 49% of employers agree to the statement. 31% employers felt that the course content fairly develops the right skill set. 20% employers strongly agree that the course content plays a major role in developing the right skill set to perform on job.

## 5. Curriculum is relevant to the local and national educational needs

| OPTIONS        | RESPONSES |
|----------------|-----------|
| Agree          | 44%       |
| Satisfactory   | 45%       |
| Strongly agree | 11%       |

Curriculum is relevant to the local and national educational needs



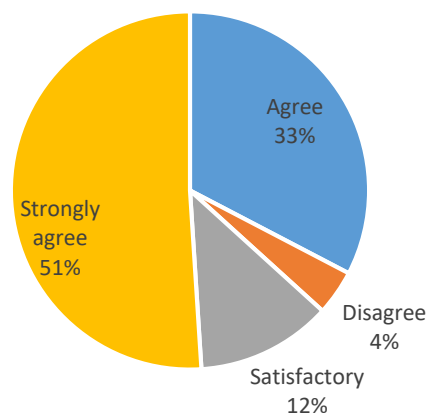
### Observation:

The above diagram shows whether the Curriculum is relevant to the local and national educational needs. It has been observed 44% of employers agree to the statement. 45% employers felt that there is a need of Curriculum for local and national educational needs and 11% employers strongly agree that the Curriculum is very much relevant to the local and national educational needs.

## 6. Is the syllabus research oriented

| OPTIONS        | RESPONSES |
|----------------|-----------|
| Agree          | 33%       |
| Disagree       | 4%        |
| Satisfactory   | 12%       |
| Strongly agree | 51%       |

Is the syllabus research oriented



### Observation:

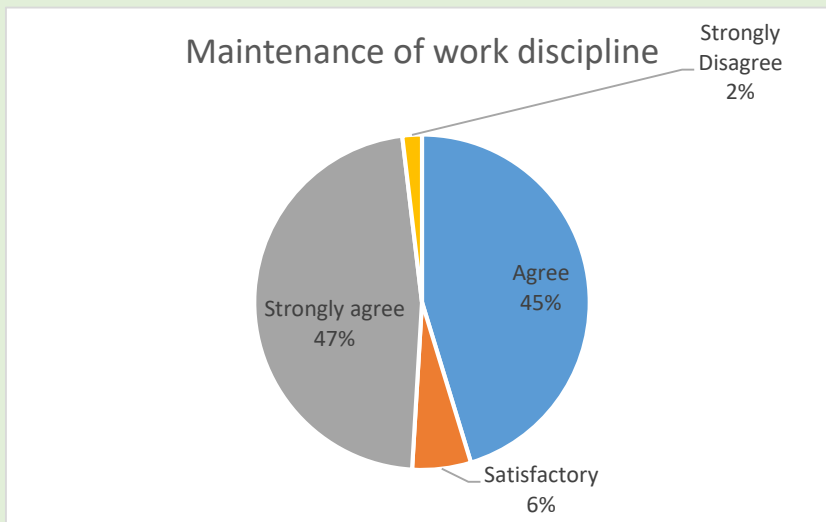
The above figure depicts whether the syllabus is research oriented. It has been observed that 33% of employers agree that the syllabus is research oriented. 4% employers believe that the syllabus



is not research oriented. 12% employers felt the statement id satisfactory and 51% employers strongly agree that the syllabus is research oriented.

### 7. Maintenance of work discipline

| OPTIONS           | RESPONSES |
|-------------------|-----------|
| Agree             | 45%       |
| Satisfactory      | 6%        |
| Strongly Agree    | 47%       |
| Strongly Disagree | 2%        |

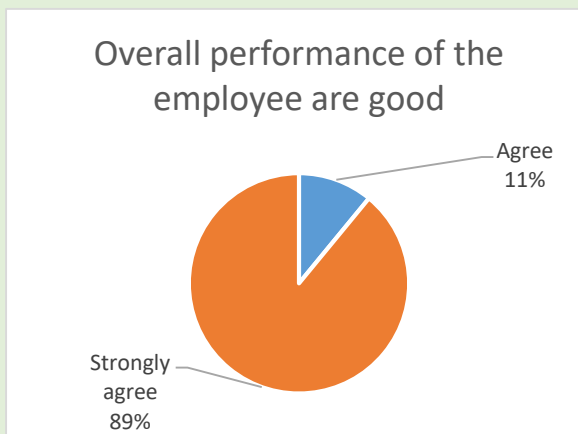


#### Observation:

The above figure depicts the maintenance of work discipline by the employee. It has been observed that 45% of employers agree that the employee has work discipline. 6% employers felt that the employee has good maintenance of work discipline. 47% employers strongly agree that the employee has excellent maintenance of work discipline. 2% employers strongly disagree to the statement.

### 8. Overall performance of the employee are good

| OPTIONS        | RESPONSES |
|----------------|-----------|
| Agree          | 11%       |
| Strongly Agree | 89%       |

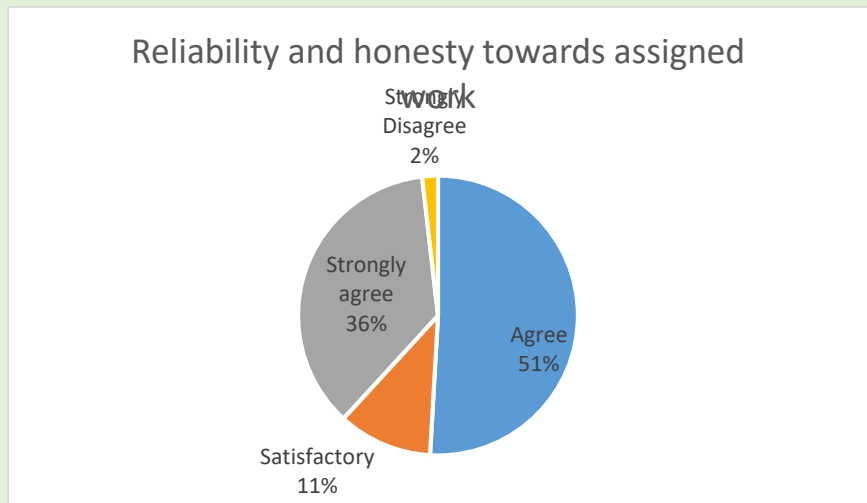


## Observation:

The above figure depicts the overall performance of the employee. It has been observed that 11% of employers agree that the overall performance of the employee is good. 89% employers strongly agree to the statement that overall performance of the employee is excellent.

## 9. Reliability and honesty towards assigned work

| OPTIONS           | RESPONSE |
|-------------------|----------|
| Agree             | 51%      |
| Satisfactory      | 12%      |
| Strongly Agree    | 36%      |
| Strongly Disagree | 2%       |

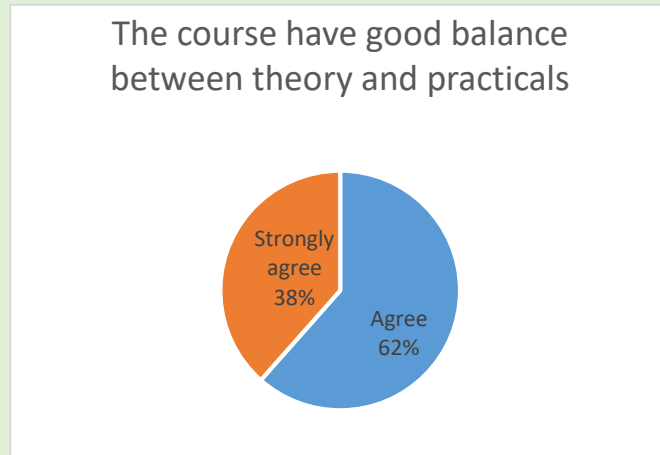


## Observation:

The above figure depicts the reliability and honesty of the employee towards assigned work. It has been observed that 51% of employers agree that the employee is reliable and honest. 12% employers felt that the reliability and honesty of the employee is satisfactory, 36% employers strongly agree that the reliability and honesty of the employee towards assigned work is excellent and 2% employers strongly disagree to the statement.

## 10. The course has good balance between theory and practical

| OPTIONS        | RESPONSES |
|----------------|-----------|
| Agree          | 62%       |
| Strongly Agree | 38%       |



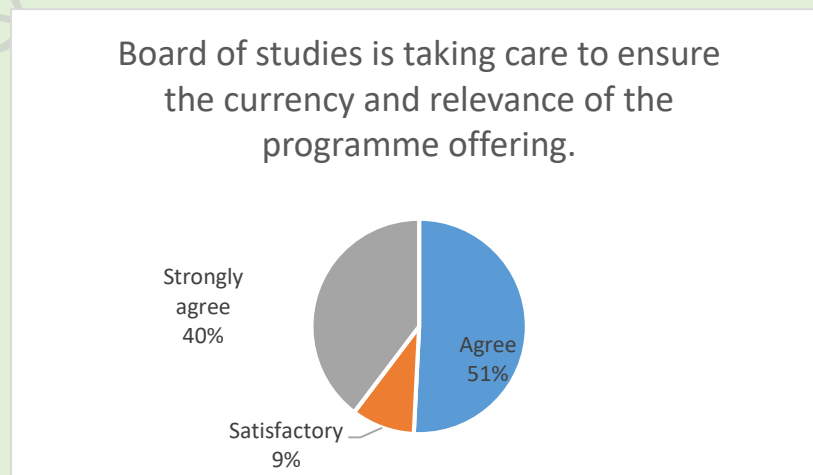
### Observation:

The above figure depicts whether the course have good balance between theory and practical. It has been observed that 62% of employers agree that the course have good balance between theory and practical and 38% Employers strongly agree to the statement.

## Teachers Feedback on Curriculum

### 1. Board of studies is taking care to ensure the currency and relevance of the programme offering.

|                |     |
|----------------|-----|
| Agree          | 51% |
| Satisfactory   | 9%  |
| Strongly agree | 40% |

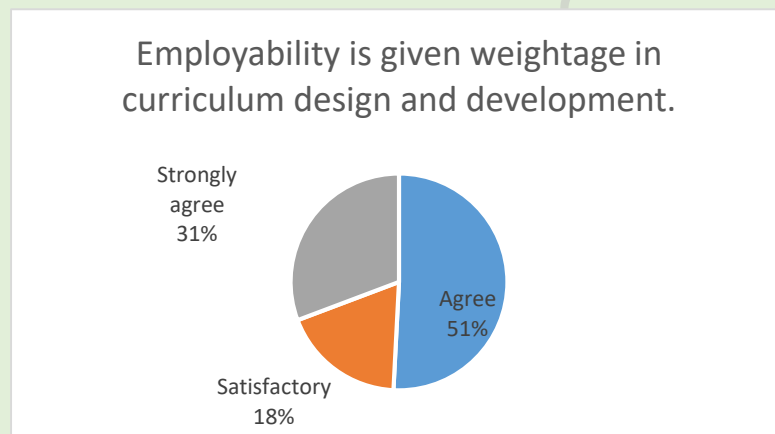


## Observation:

The figure clearly states how the board of studies is taking care to ensure the currency and relevance of the programme offering. It has been observed that 51% agree that the board of studies is taking better care to make sure the currency and relevance of the programme offering. 9% strongly agree to the above statement. 40% believe that the performance of board of studies is good and satisfactory, hence suggesting the need to enhance the working of board in studies.

## 2. Employability is given weightage in curriculum design and development.

|                |     |
|----------------|-----|
| Agree          | 51% |
| Satisfactory   | 18% |
| Strongly agree | 31% |

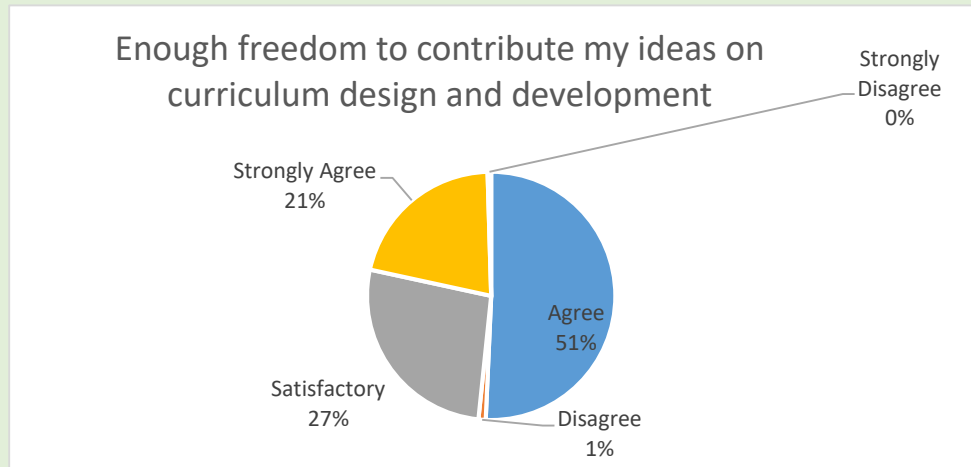


## Observation:

The figure shows how Employability is given weightage in curriculum design and development. It has been observed that 51% agree that Employability is given value in curriculum design and development. 18% felt the need to augment the employability in curriculum design and development. 31% strongly agree that the ability to gain and maintain initial employment has been given special favour in curriculum design and development.

### 3. Enough freedom to contribute my ideas on curriculum design and development

|                |     |
|----------------|-----|
| Agree          | 51% |
| Disagree       | 1%  |
| Satisfactory   | 27% |
| Strongly Agree | 21% |

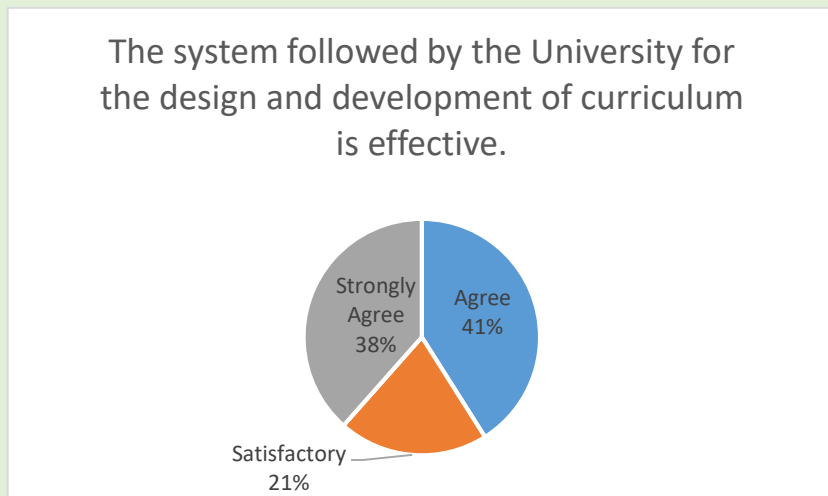


#### Observation:

The figure clearly states whether enough freedom is given to contribute the ideas on curriculum design and development. It has been observed that 51% agree that enough freedom to confer ideas on curriculum design and development has been provided. 27% opine that the freedom given to contribute on curriculum design and development is good and satisfactory. 1% disagree to the statement, felt that enough freedom has not been given to pitch in their ideas on curriculum design and development. 21% strongly agree to the statement.

### 4. The system followed by the University for the Design and development of curriculum is effective.

|                |     |
|----------------|-----|
| Agree          | 41% |
| Satisfactory   | 21% |
| Strongly Agree | 38% |

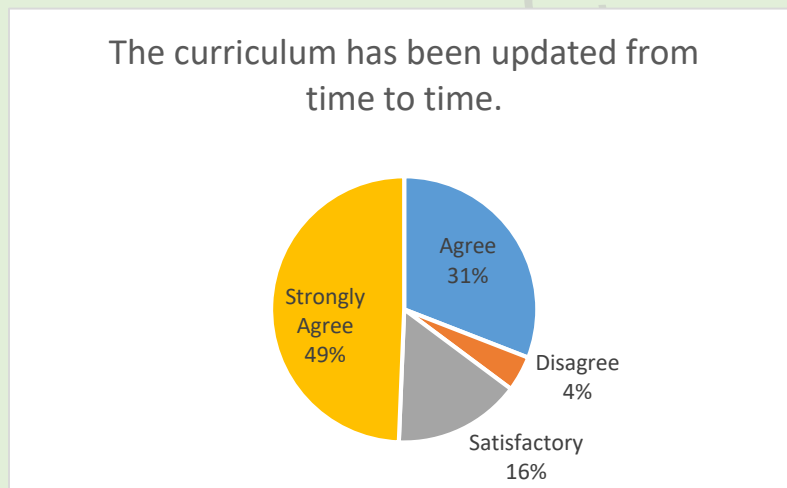


### Observation:

The figure clearly states whether the system followed by the University for the Design and development of curriculum is effective. It has been observed that 41% agree that the system followed by the University is effective. 21% opine that the system followed by the University is good and satisfactory. 38% strongly agree that the system inculcated by the University for the Design and development of curriculum is effective.

### 5. The curriculum has been updated from time to time.

|                |     |
|----------------|-----|
| Agree          | 31% |
| Disagree       | 4%  |
| Satisfactory   | 16% |
| Strongly Agree | 49% |

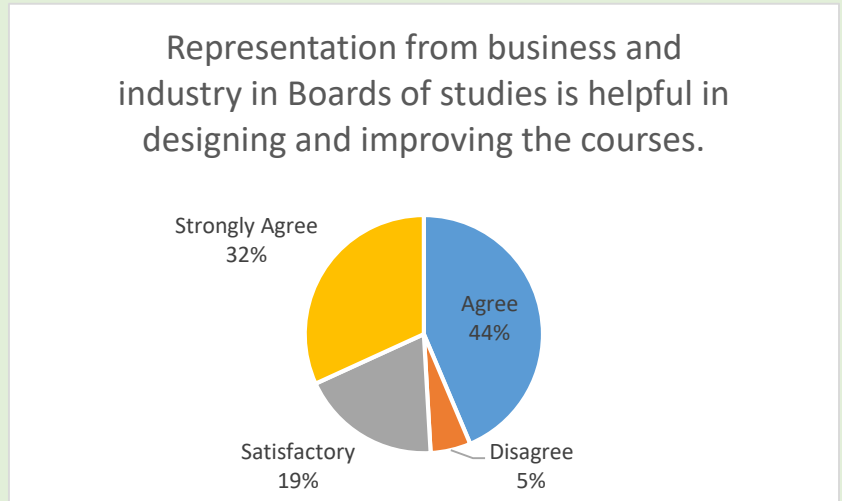


### Observation:

The figure conveys how the curriculum gets updated from time to time. It has been observed that 31% agree that there is frequent update of the curriculum. 4% disagree to the statement, opine that the curriculum does not get updated at times. 16% felt that the time of updation of curriculum is good and satisfactory. 49% strongly agree that the curriculum often gets updated from time to time.

**6. Representation from business and industry in Boards of studies is helpful in designing and improving the courses.**

|                |     |
|----------------|-----|
| Agree          | 44% |
| Disagree       | 5%  |
| Satisfactory   | 19% |
| Strongly Agree | 32% |

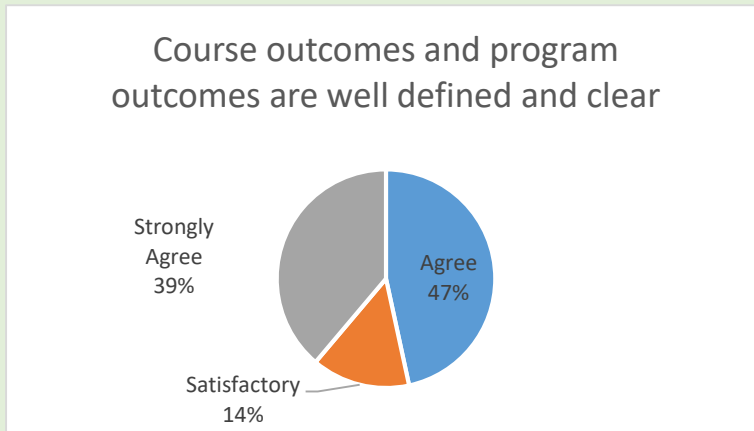


**Observation:**

The figure clearly states whether representation from business and industry in Boards of studies is helpful in designing and improving the courses. It has been observed that 45% agree that the courses improve with the representation from business and industry in Boards of Studies. 5% disagree to the statement, opine that the representation from business and industry would not help in improvising the course. 19% felt that the idea of representation from business and is good and satisfactory. 32% strongly agree that the representation from business and industry in Boards of studies is helpful in designing and improving the courses.

**7. Course outcomes and program outcomes are well defined and clear**

|                |     |
|----------------|-----|
| Agree          | 47% |
| Satisfactory   | 14% |
| Strongly Agree | 39% |

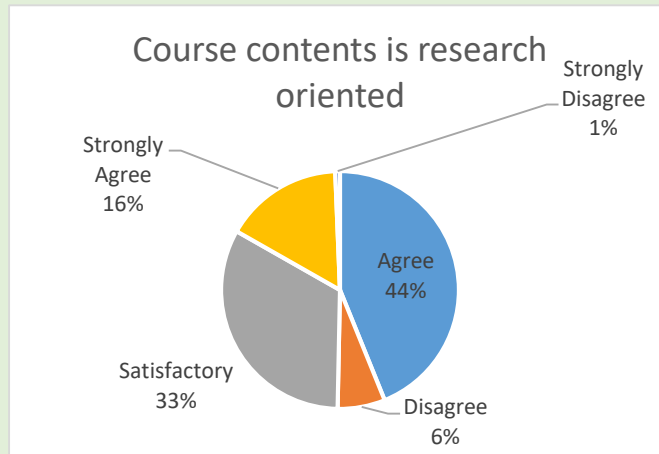


## Observation:

The figure evinces whether the course outcomes and program outcomes are well defined and clear. It has been observed that 47% agree to the statement. 14% opine that the course outcomes and program outcomes are good and satisfactory. 39% strongly agree that the course outcomes and program outcomes are well defined and clear.

## 8. Course contents is research oriented

|                   |     |
|-------------------|-----|
| Agree             | 44% |
| Disagree          | 6%  |
| Satisfactory      | 33% |
| Strongly Agree    | 16% |
| Strongly Disagree | 1%  |

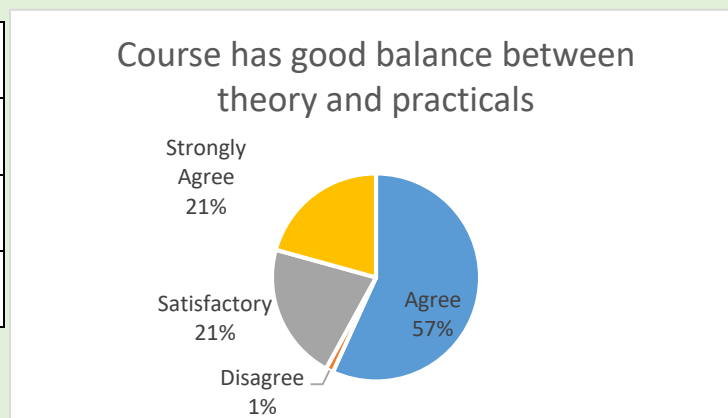


## Observation:

The figure clearly states whether the Course contents is research oriented. It has been observed that 44% agree to the statement. 6% disagree to the statement, opine that the course content is not research oriented. 33% is satisfied that Course contents is research oriented. 16% strongly agree that the Course contents is research oriented. 1% strongly disagree to the statement, which suggests that the course content should be based on research.

## 9. Course has good balance between theory and practical

|                |     |
|----------------|-----|
| Agree          | 57% |
| Disagree       | 1%  |
| Satisfactory   | 21% |
| Strongly Agree | 21% |



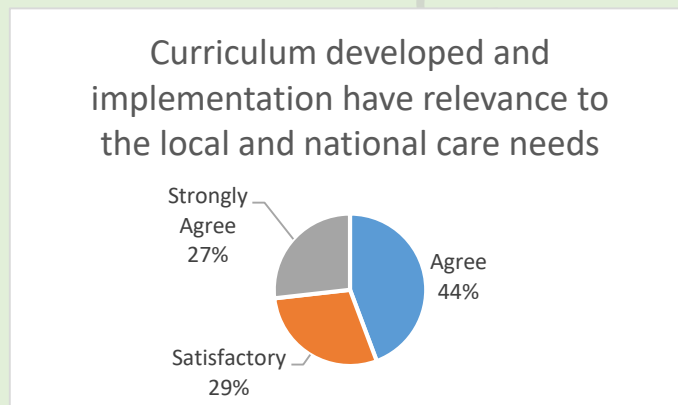


## Observation:

The figure clearly states whether the Course has good balance between theory and practical. It has been observed that 57% agree that there is a good balance between theory and practical. 1% disagree to the statement, opine that the balance between theory and practical has to be enhanced. 21% felt that balance between theory and practical is good and satisfactory. 21% strongly agree that the Course has good balance between theory and practical.

## 10. Curriculum developed and implementation have relevance to the local and national care needs

|                |     |
|----------------|-----|
| Agree          | 44% |
| Satisfactory   | 29% |
| Strongly Agree | 27% |



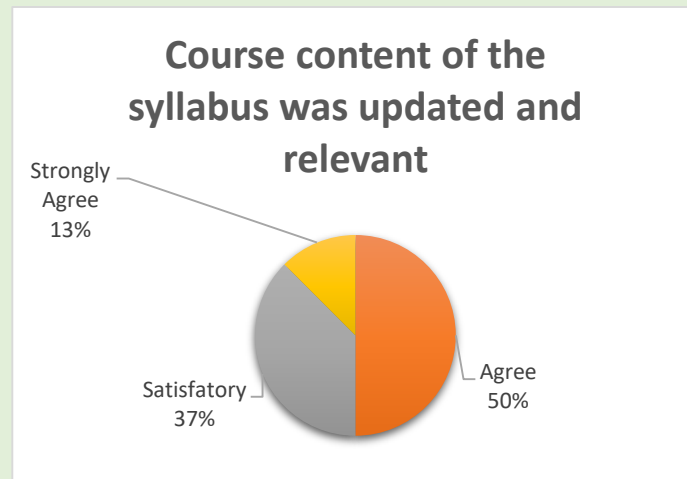
## Observation:

The figure clearly states whether the Curriculum developed and implementation have relevance to the local and national care needs. It has been observed that 40% agree to the statement. 39% is satisfied that the curriculum has relevance to the local and national care needs. 21% strongly agree that the Curriculum developed and implementation have relevance to the local and national care needs.

# Alumni Feedback on Curriculum

## 1. Course content of the syllabus was updated and relevant

| Course content of the syllabus was updated and relevant |     |
|---|-----|
| Agree   | 50% |
| Satisfactory  | 37% |
| Strongly Agree  | 13% |

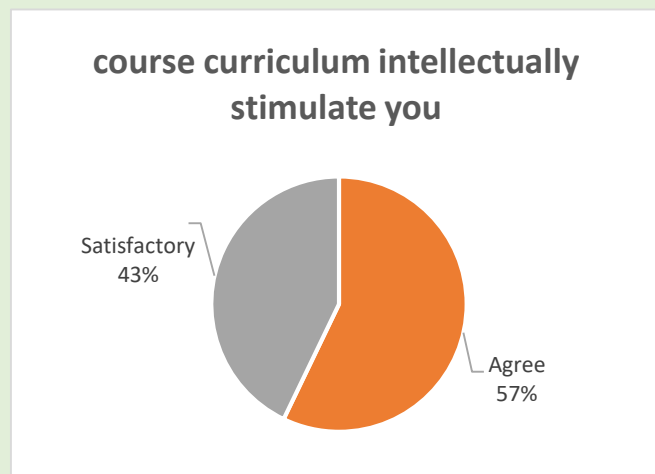


### Observation:

The figure shows on how Course content of the syllabus was updated and how relevant it was. It has been observed that 50% students agree that Course content of the syllabus was updated time to time. 37% students felt that course syllabus updation was relevant and satisfactory. 13% students strongly agree that there was Excellency in the course content of the syllabus that was updated and it was relevant.

## 2. Course curriculum intellectually stimulate you

| Course curriculum intellectually stimulate you |     |
|--|-----|
| Agree  | 43% |
| Satisfactory                                   | 57% |

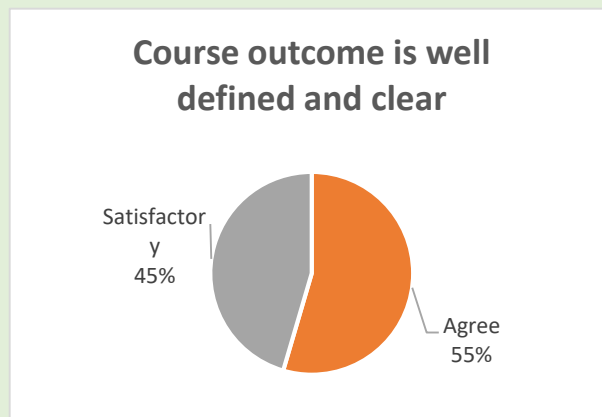


## Observation:

The figure shows whether the course curriculum intellectually stimulate the students. It has been observed that 57% students agree that the course curriculum intellectually stimulate the students. 43% students is satisfied that the course curriculum intellectually stimulate the students.

### 3. Course outcome is well defined and clear

| Course outcome is well defined and clear |     |
|--|-----|
| Agree                                    | 45% |
| Satisfactory                             | 55% |

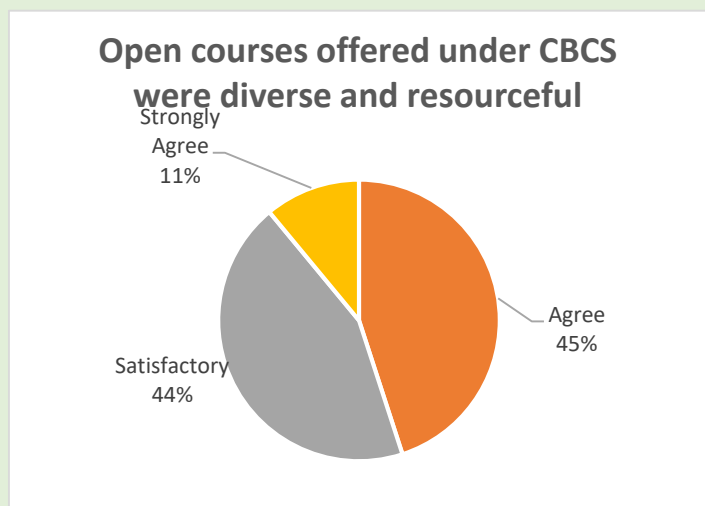


## Observation:

The figure shows whether the Course outcome is well defined and clear. It has been observed that 55% students agree that the Course outcome is well defined and clear. 45% students is satisfied that the course.

### 4. Open courses offered under CBCS were diverse and resourceful

| Open courses offered under CBCS were diverse and resourceful |     |
|--|-----|
| Agree  | 45% |
| Satisfactory   | 44% |
| Strongly Agree   | 11% |

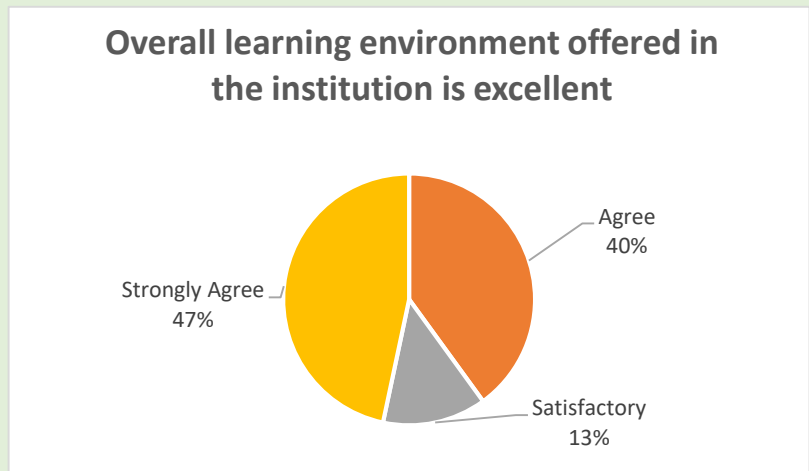


## Observation:

The figure shows whether the open courses offered under CBCS were diverse and resourceful. It has been observed that 45% students agree that the open courses offered under CBCS were diverse and resourceful. 44% students is satisfied that the open courses offered under CBCS. 11% students strongly agree that the open courses offered under CBCS were diverse, resourceful and excellent.

### 5. Overall learning environment offered in the institution is excellent

| Overall learning environment offered in the institution is excellent |     |
|--|-----|
| Agree  | 40% |
| Satisfactory   | 13% |
| Strongly Agree   | 47% |

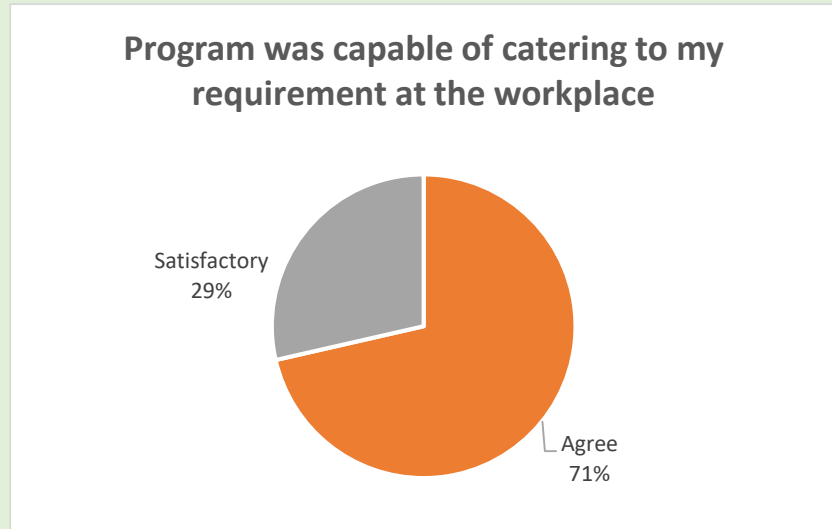


## Observation:

The figure shows whether the overall learning environment offered in the institution is excellent. It has been observed that 40% students agree that the overall learning environment offered in the institution is good. 13% students is satisfied about the overall learning environment offered in the college. 47% students strongly agree that the overall learning environment offered in the institution is excellent.

## 6. Program was capable of catering to my requirement at the workplace

| Program was capable of catering to my requirement at the workplace |     |
|--|-----|
| Agree  | 71% |
| Satisfactory   | 29% |

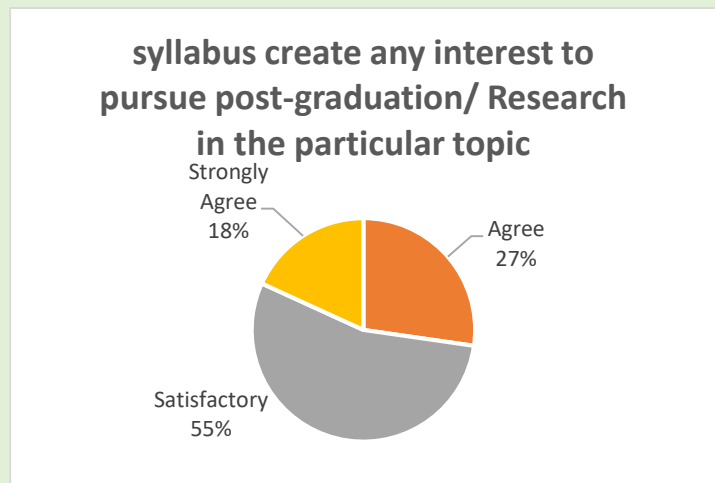


### Observation:

The figure shows whether the program was capable of catering to the student's requirement at the workplace. It has been observed that 71% students agree that the program was capable of catering the needed requirements. 29% students felt that the program of catering to the student's requirement at the workplace was good and satisfactory.

## 7. Syllabus create any interest to pursue post-graduation/ Research in the particular topic

| Syllabus create any interest to pursue post-graduation/ Research in the particular topic |     |
|--|-----|
| Agree  | 27% |
| Satisfactory   | 55% |
| Strongly Agree   | 18% |

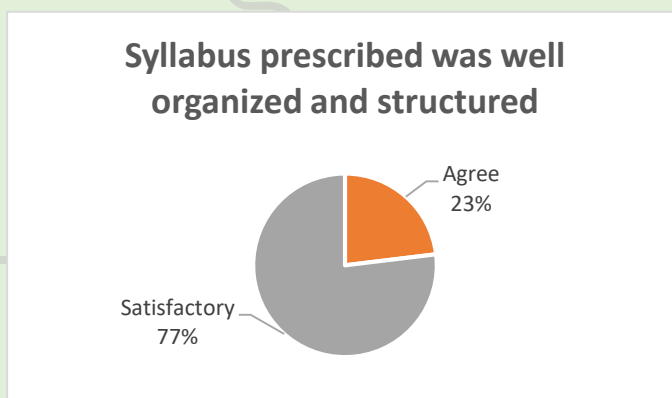


### Observation:

The figure clearly states whether the syllabus create any interest to pursue post-graduation/ Research in the particular topic. It has been observed that 27% students agree that the syllabus creates interest to pursue post-graduation. 55% students is satisfied with the syllabus. 18% students strongly agree that the syllabus is excellent and creates interest to pursue post-graduation/ Research in the particular topic.

### 8. Syllabus prescribed was well organized and structured

| Syllabus prescribed was well organized and structured |     |
|---|-----|
| Agree   | 23% |
| Satisfactory  | 77% |

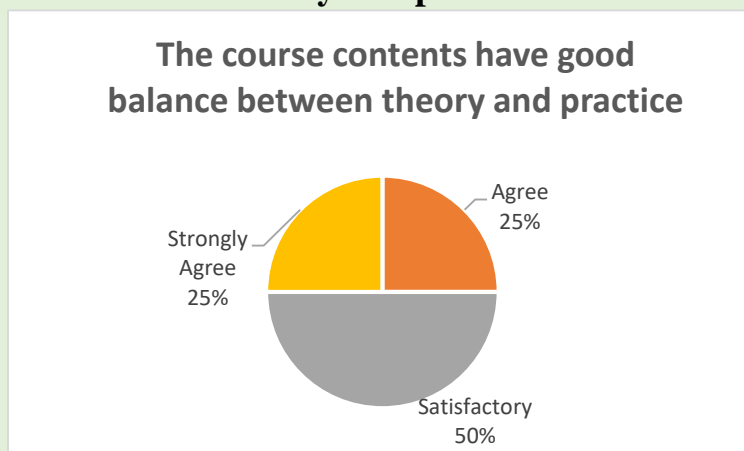


### Observation:

The figure conveys whether the Syllabus prescribed was well organized and structured. It has been observed that 23% students agree that the Syllabus prescribed was well organized. 77% students is satisfied with the syllabus given by the institution.

### 9. The course contents have good balance between theory and practice

| The course contents have good balance between theory and practice |     |
|---|-----|
| Agree   | 25% |
| Satisfactory  | 50% |
| Strongly Agree  | 25% |



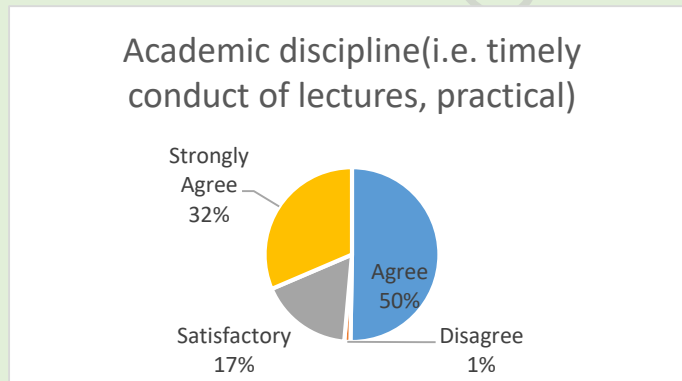
## Observation:

The figure clearly states whether the course contents have good balance between theory and practice. It has been observed that 25% students agree that the course contents have good balance between theory and practice. 50% students is satisfied with the content. 25% students strongly agree that the balance between theory and practice is excellent.

## Parent's Feedback on Institution

### 1. Academic discipline (i.e. timely conduct of lectures, practical)

|                |     |
|----------------|-----|
| Agree          | 50% |
| Disagree       | 1%  |
| Satisfactory   | 17% |
| Strongly Agree | 32% |

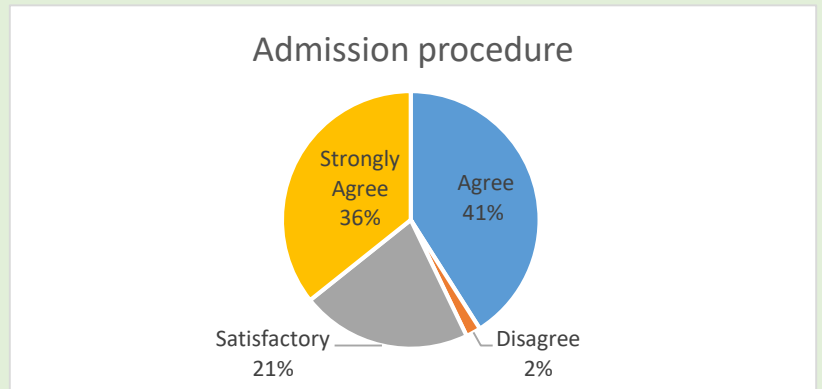


## Observation:

The figure conveys whether the academic discipline that is timely conduct of lectures, practical is functioning systematically. It has been observed that 50% parents agree that the academic discipline is organized. 1% parents disagree to the statement, opine that the academic discipline is organized must be improvised. 32% felt that the Academic discipline is good and satisfactory. 17% parents strongly agree that the academic discipline that is timely conduct of lectures, practical is excellent.

## 2. Admission procedure

|                |     |
|----------------|-----|
| Agree          | 41% |
| Disagree       | 2%  |
| Satisfactory   | 21% |
| Strongly Agree | 36% |

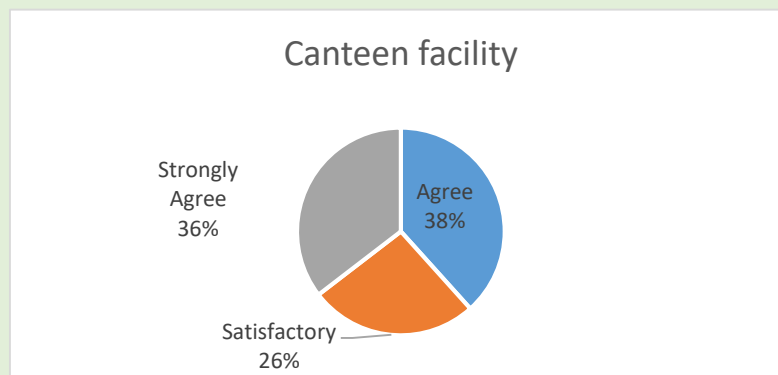


### Observation:

The figure conveys whether the admission procedure is well organized. It has been observed that 41% parents agree that the admission procedure is organized. 2% parents disagree to the statement, opine that the admission procedure is not structured. 21% parents felt that the admission procedure is good and satisfactory. 36% parents strongly agree that the admission procedure is excellent and well ordered.

## 3. Canteen Facility

|                |     |
|----------------|-----|
| Agree          | 38% |
| Satisfactory   | 26% |
| Strongly Agree | 36% |



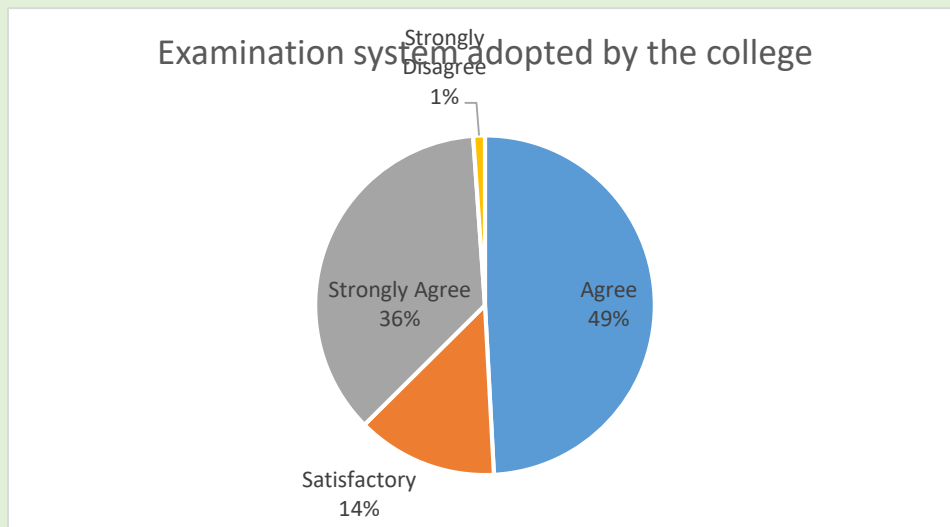
### Observation:



The figure shows on how the canteen facility is given to the students. It has been observed that 38% parents agree that the canteen facility is good. 26% parents felt that the canteen facility is fair and satisfactory. 36% parents strongly agree that the canteen facility given to the students by the institution is excellent.

#### 4. Examination system adopted by the college

|                   |     |
|-------------------|-----|
| Agree             | 49% |
| Satisfactory      | 14% |
| Strongly Disagree | 1%  |
| Strongly Agree    | 36% |



#### Observation:

The figure clearly states on how the examination system is adopted by the college. It has been observed that 49% parents agree that the examination system is good and organized. 14% parents felt that the examination system adopted in the institution is satisfactory. 1% parents Strongly disagree to the statement. 36% parents strongly agree that the examination system is adopted by the college is excellent.

#### 5. Improvement in soft skills, knowledge your ward.

|                |     |
|----------------|-----|
| Agree          | 52% |
| Satisfactory   | 24% |
| Strongly Agree | 24% |

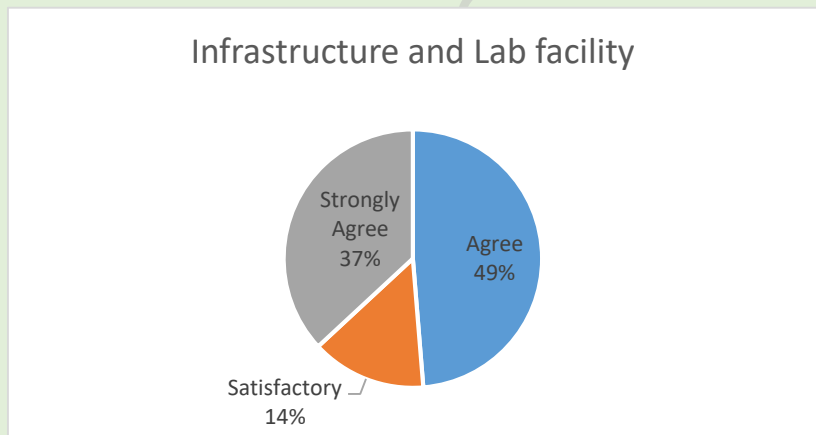


## Observation:

The figure shows whether the scope is given for the improvement in soft skills, knowledge, and ethics in the student. It has been observed that 52% parents agree that there is an improvement in soft skills, knowledge, and ethics in their ward. 24% parents felt that the improvement in soft skills, knowledge, and ethics in their ward is good and satisfactory. 24% parents strongly agree that there is an excellent improvement in soft skills, knowledge, and ethics in their ward.

## 6. Infrastructure and lab facility

|                |     |
|----------------|-----|
| Agree          | 49% |
| Satisfactory   | 14% |
| Strongly Agree | 37% |

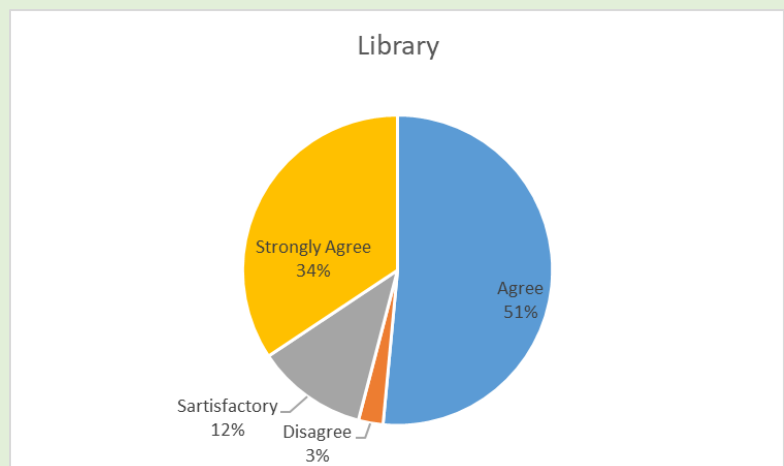


## Observation:

The figure shows on how the infrastructure is maintained and on facility of the lab in the institution. It has been observed that 49% parents agree the Infrastructure and lab facility is good. 14% parents felt that the Infrastructure and lab facility is satisfactory. 37% parents strongly agree that the infrastructure is maintained and the lab facility provided is excellent.

## 7. Library

|                |     |
|----------------|-----|
| Agree          | 51% |
| Satisfactory   | 12% |
| Disagree       | 3%  |
| Strongly Agree | 34% |

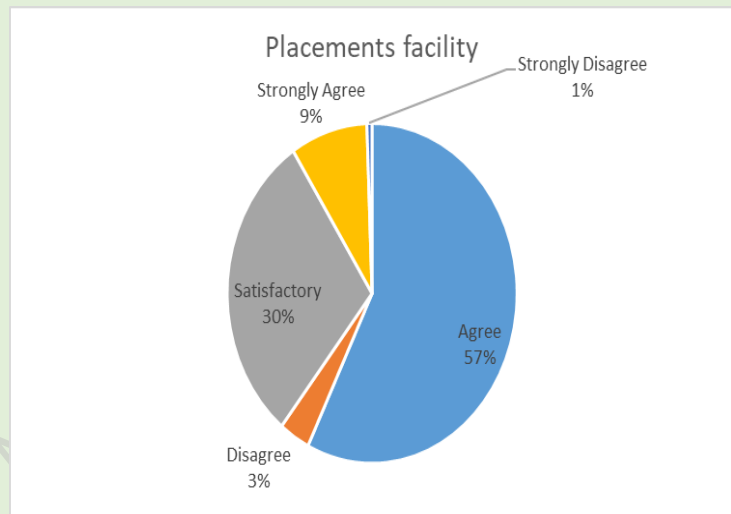


**Observation:**

The figure shows on how the library facility is given to the students. It has been observed that 51% parents agree library facility is good. 12% parents felt that the library is satisfactory. 3% Disagree to the statement. 34% parents strongly agree that the library facility given to the students by the institution is excellent.

**8. Placement Facility**

|                   |     |
|-------------------|-----|
| Agree             | 57% |
| Disagree          | 3%  |
| Satisfactory      | 30% |
| Strongly Agree    | 9%  |
| Strongly Disagree | 1%  |

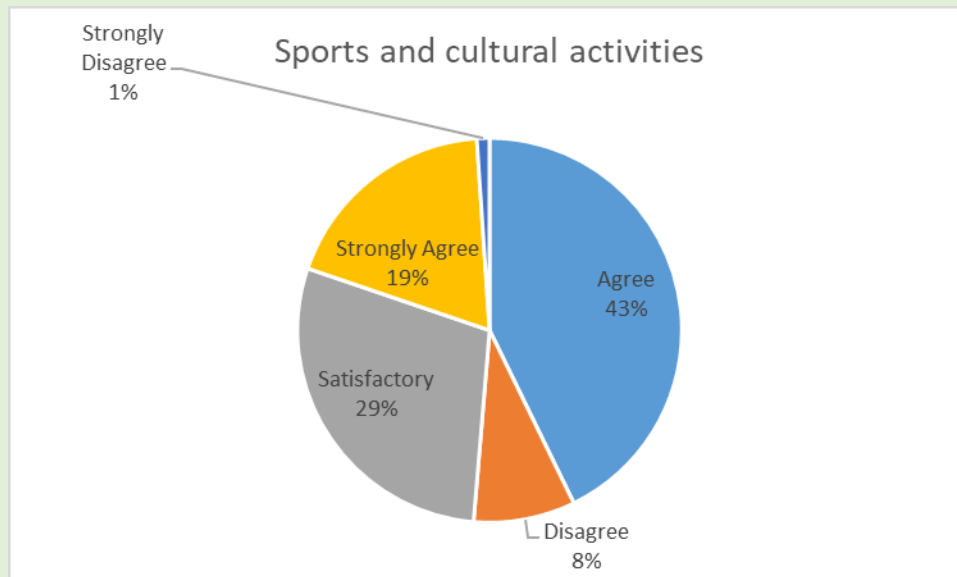


**Observation:**

The figure conveys whether the placement facility is given to the students in the college. It has been observed that 57% parents agree that the placement facility is given on a larger scale. 3% parents disagree to the statement, opine that the placement facility is not up to the mark. 30% parents felt that the placement facility is good and satisfactory. 9% parents strongly agree that the placement facility given to the students in the institution is excellent. 1% strongly disagree to the statement, hence suggest to improve the placement facility.

## 9. Sports and cultural activities

|                   |     |
|-------------------|-----|
| Agree             | 43% |
| Disagree          | 8%  |
| Strongly Disagree | 1%  |
| Satisfactory      | 29% |
| Strongly Agree    | 19% |

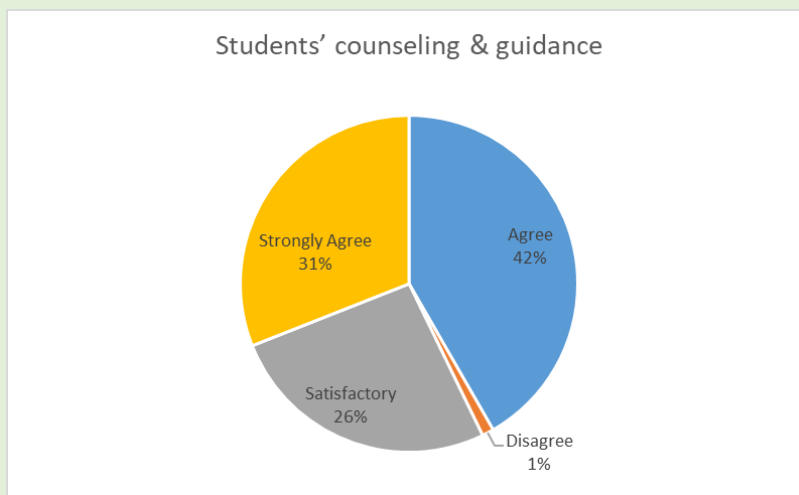


### Observation:

The figure shows on how the sports and cultural activities is encouraged in the institution. It has been observed that 43% parents agree that the sports and cultural activities is being in constant practice. 8% parents disagree and 1% parents strongly disagree to the statement, opine that the sports and cultural activities must be given more importance. 29% parents felt that the sports and cultural activities practiced in the institution is good and satisfactory. 19% parents strongly agree that the sports and cultural activities practiced in the institution is excellent and encouraged to a well extent.

## 10. Student's Counselling and Guidance

|                |     |
|----------------|-----|
| Agree          | 42% |
| Disagree       | 1%  |
| Satisfactory   | 26% |
| Strongly Agree | 31% |

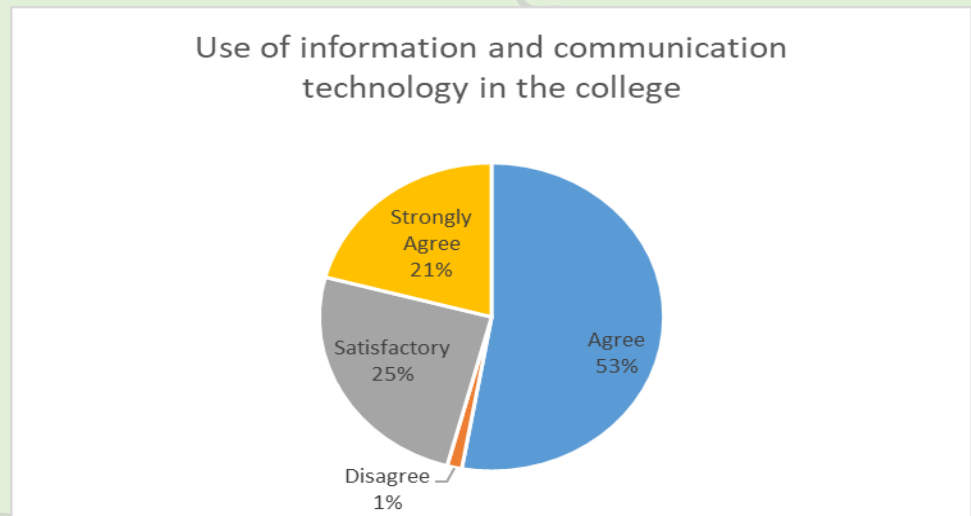


## Observation:

The figure shows on how the counselling & guidance has been given to the students in the institution. It has been observed that 42% parents agree that the counselling & guidance has been given to the students frequently. 1% parents disagree to the statement, opine that the students should be counselled more and should be given guidance. 26% parents felt that the counselling & guidance that has been given to the students is good and satisfactory. 31% parents strongly agree that the counselling & guidance that has been given to the students in the institution is excellent.

## 11. Use of information and communication technology in the college

|                |     |
|----------------|-----|
| Agree          | 53% |
| Disagree       | 1%  |
| Satisfactory   | 25% |
| Strongly Agree | 21% |

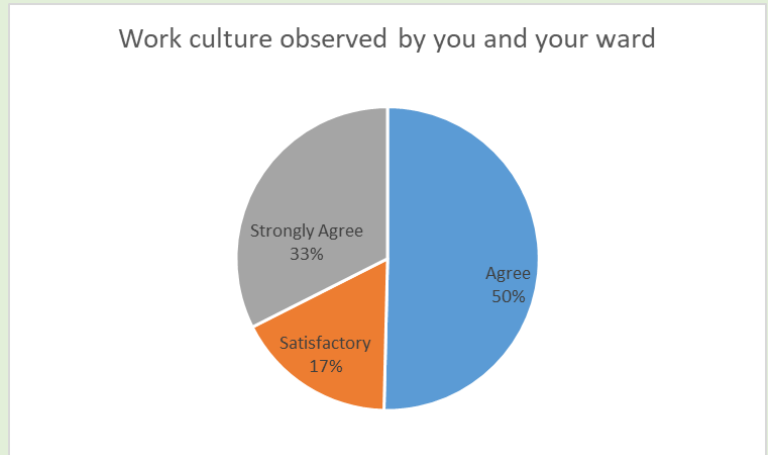


## Observation:

The figure shows the use of information and communication technology in the college. It has been observed that 53% parents agree that the information and communication technology is often used in the college. 1% parents disagree to the statement, opine that the use of information and communication technology in the college must be improvised. 25% parents felt that the use of information and communication technology is good and satisfactory. 21% parents strongly agree that the use of information and communication technology in the college is excellent.

## 12. Work Culture observed by you and your ward

|                |     |
|----------------|-----|
| Agree          | 50% |
| Satisfactory   | 17% |
| Strongly agree | 33% |



### Observation:

The figure shows on how work culture is observed by parents and their ward. It has been observed that 50% parents agree that the work culture in the college is good. 17% parents felt that work culture is fair and satisfactory. 33% parents strongly agree that the work culture given to the students by the institution is excellent.

## IQAC Recommendations

IQAC submit the feedback analysis report to the management through academic council. IQAC made special reference to consider teachers' performance and motivate them with due encouragement. Following are some of the recommendations made;

- Course content in the curriculum has to be revised from time to time and the course contents should have good balance between theory and practical. Further, care to be taken to prepare curriculum which intellectually stimulate all the students.
- Teaching faculty have to be periodically trained to update their knowledge which could be implemented in their course of work.
- A competent curriculum has to be outlined to mandate the recent day educational needs to keep the students update for the present day demands both personal as well as professional.
- An interface between industry and academia will lead to an effective curriculum by improvising on course outcome.
- As per the suggestions, a practical approach beyond classroom teaching emphasized a research-oriented mind setup.
- Soft skills training should be given to students to enhance their competence in their careers.

**Mrs. Karanam Kavitha**

IQAC coordinator

## **Filled Feedback forms from all the stakeholders**

IQACMSRASC



## STUDENTS FEEDBACK ON CURRICULUM 20-21

| SL NO | Parameter  | Strongly agree | Agree | Satisfactory | Disagree | Strongly disagree |
|-------|--|----------------|-------|--------------|----------|-------------------|
| 1     | Course content of the syllabus was updated and relevant                                  | 1              | 1     | 1            | 0        | 0                 |
| 2     | Course curriculum intellectually stimulate you   | 1              | 1     | 1            | 0        | 0                 |
| 3     | Open courses offered under CBCS were diverse and resourceful                             | 1              | 1     | 1            | 0        | 0                 |
| 4     | Overall learning environment offered in the institution is excellent                     | 1              | 1     | 1            | 0        | 0                 |
| 5     | Program was capable of catering to my requirement at the workplace                       | 0              | 1     | 1            | 0        | 0                 |
| 6     | Syllabus create any interest to pursue post-graduation/ Research in the particular topic | 2              | 1     | 2            | 0        | 0                 |
| 7     | Syllabus prescribed was well organized and structured                                    | 0              | 1     | 1            | 0        | 0                 |

## PARENTS FEEDBACK ON CURRICULUM 20-21

| SL NO | Parameter  | Strongly agree | Agree | Satisfactory | Disagree | Strongly disagree |
|-------|--|----------------|-------|--------------|----------|-------------------|
| 1     | Academic discipline (i.e. timely conduct of lectures, practical) | 14             | 22    | 7            | 1        | 0                 |
| 2     | Admission procedure  | 23             | 26    | 13           | 1        | 0                 |
| 3     | Canteen Facility   | 22             | 23    | 15           | 0        | 0                 |
| 4     | Examination system adopted by the college                        | 15             | 21    | 6            | 0        | 1                 |
| 5     | Improvement in soft skills, knowledge your ward.                 | 9              | 19    | 9            | 0        | 0                 |
| 6     | Infrastructure and lab facility                                  | 23             | 31    | 9            | 0        | 0                 |
| 7     | Library  | 19             | 29    | 7            | 2        | 0                 |
| 8     | Placement Facility   | 9              | 55    | 29           | 3        | 1                 |
| 9     | Sports and cultural activities                                   | 10             | 23    | 16           | 4        | 1                 |

|    |   |    |    |    |   |   |
|----|---|----|----|----|---|---|
| 10 | <b>Student's Counselling and Guidance</b>                             | 28 | 39 | 24 | 1 | 0 |
| 11 | <b>Use of information and communication technology in the college</b> | 7  | 20 | 9  | 1 | 0 |
| 12 | <b>Work Culture observed by you and your ward</b>                     | 20 | 30 | 10 | 0 | 0 |

### ALUMNI FEEDBACK ON CURRICULUM 20-21

| SL NO | Parameter   | Strongly agree | Agree | Satisfactory | Disagree | Strongly disagree |
|-------|---|----------------|-------|--------------|----------|-------------------|
| 1     | <b>Course content of the syllabus was updated and relevant</b>                                  | 1              | 4     | 3            | 0        | 0                 |
| 2     | <b>Course curriculum intellectually stimulate you</b>   | 0              | 3     | 4            | 0        | 0                 |
| 3     | <b>Course outcome is well defined and clear</b>   | 0              | 5     | 6            | 0        | 0                 |
| 4     | <b>Open courses offered under CBCS were diverse and resourceful</b>                             | 1              | 4     | 4            | 0        | 0                 |
| 5     | <b>Overall learning environment offered in the institution is excellent</b>                     | 7              | 6     | 2            | 0        | 0                 |
| 6     | <b>Program was capable of catering to my requirement at the workplace</b>                       | 0              | 5     | 2            | 0        | 0                 |
| 7     | <b>Syllabus create any interest to pursue post-graduation/ Research in the particular topic</b> | 2              | 3     | 6            | 0        | 0                 |
| 8     | <b>Syllabus prescribed was well organized and structured</b>                                    | 0              | 3     | 10           | 0        | 0                 |
| 9     | <b>The course contents have good balance between theory and practice</b>                        | 1              | 1     | 2            | 0        | 0                 |

## TEACHERS FEEDBACK ON CURRICULUM 20-21

| SL NO | Parameter  | Strongly agree | Agree | Satisfactory | Disagree | Strongly disagree |
|-------|--|----------------|-------|--------------|----------|-------------------|
| 1     | Board of studies is taking care to ensure the currency and relevance of the programme offering.                  | 8              | 10    | 3            | 0        | 0                 |
| 2     | Employability is given weightage in curriculum design and development  | 2              | 9     | 5            | 0        | 0                 |
| 3     | Enough freedom to contribute my ideas on curriculum design and development                                       | 9              | 30    | 13           | 1        | 1                 |
| 4     | The system followed by the University for the Design and development of curriculum is effective.                 | 16             | 25    | 16           | 0        | 0                 |
| 5     | The curriculum has been updated from time to time  | 17             | 18    | 11           | 4        | 0                 |
| 6     | Representation from business and industry in Boards of studies is helpful in designing and improving the courses | 12             | 21    | 12           | 7        | 0                 |
| 7     | Course outcomes and program outcomes are well defined and clear  | 24             | 32    | 13           | 0        | 0                 |
| 8     | Course contents is research oriented   | 7              | 19    | 14           | 3        | 1                 |
| 9     | Course has good balance between theory and practical   | 9              | 23    | 9            | 1        | 0                 |
| 10    | Curriculum developed and implementation have relevance to the local and national care needs                      | 20             | 32    | 21           | 0        | 0                 |

## EMPLOYERS FEEDBACK ON CURRICULUM 20-21

| SL NO | Parameter  | Strongly agree | Agree | Satisfactory | Disagree | Strongly disagree |
|-------|--|----------------|-------|--------------|----------|-------------------|
| 1     | Ability of employee to apply the knowledge of the course in his work | 4              | 5     | 3            | 0        | 0                 |
| 2     | Ability to work as a team  | 7              | 4     | 1            | 0        | 1                 |
| 3     | Communication skills of the employee strong                          | 4              | 6     | 1            | 1        | 1                 |
| 4     | Course content develops the right skill set to perform on job        | 2              | 6     | 5            | 0        | 0                 |
| 5     | Curriculum is relevant to the local and national educational needs   | 5              | 6     | 2            | 0        | 0                 |
| 6     | Is the syllabus research oriented                                    | 5              | 4     | 2            | 1        | 0                 |
| 7     | Maintenance of work discipline                                       | 5              | 6     | 0            | 0        | 1                 |
| 8     | Overall performance of the employee are good                         | 13             | 2     | 0            | 0        | 0                 |
| 9     | Reliability and honesty towards assigned work                        | 4              | 6     | 2            | 0        | 1                 |
| 10    | The course has good balance between theory and practical             | 4              | 8     | 0            | 0        | 0                 |